


# LEVEL 8 WRITTEN TEST

Student Name \_\_\_\_\_ Teacher Code \_\_\_\_\_ Room Number \_\_\_\_\_


## 1. Scales (4 pts)

Write the scale using whole notes, ascending. Use accidentals *or* write the key signature.



## 2. Intervals (3 pts)


Write the intervals above the given notes.



## 3. Roman

### Numerals (4 pts)


Label each chord of the harmonic minor scale using Roman numerals.



\_\_\_\_\_

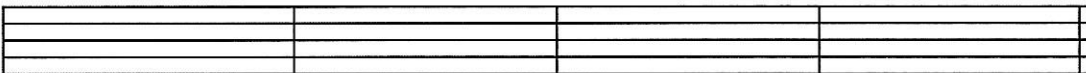
## 4. Triads (3 pts)

Write the triads in root position.




## 5. Triads (4 pts)

Write the triads in the position indicated.



## 6. Key Signatures

(6 pts) Write the key signatures for the major keys given. Then name the relative minor keys.



Major: \_\_\_\_\_  
minor: \_\_\_\_\_

Major: \_\_\_\_\_  
minor: \_\_\_\_\_

Major: \_\_\_\_\_  
minor: \_\_\_\_\_

\_\_\_\_\_ Total points from this page (24 pts)